

Rural Women's Health Project 2021 Annual Partner Survey

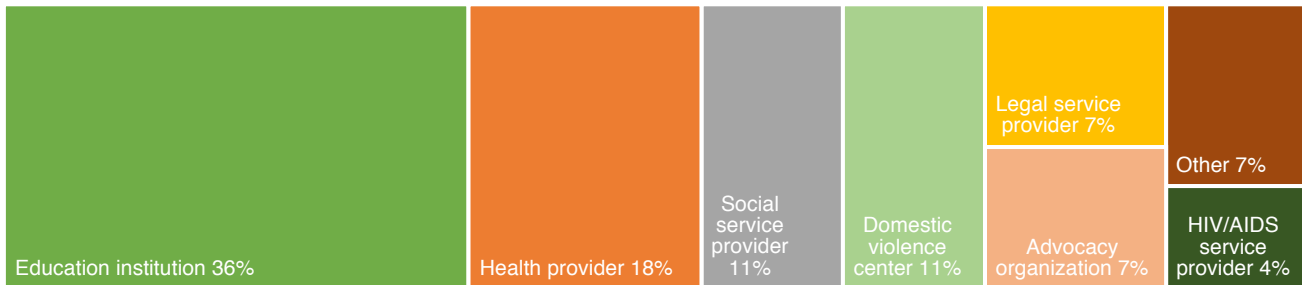


As the Rural Women's Health Project (RWHP) begins the **30th** year of service amid the COVID-19 pandemic, we asked 142 community partners to offer their perspectives and guidance on RWHP programs and services through our Annual Partner Survey. This report reflects findings from a subset of 28 community partners that completed the survey. We intend to use these important insights to ensure our work aligns with partner's needs and observations.

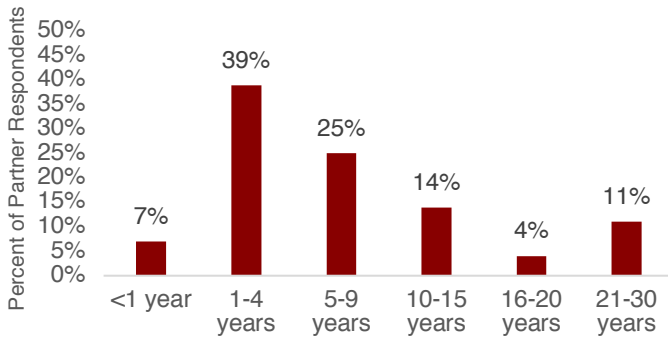
Diversity of Partnerships

Partner respondents were representative of a diverse range of sectors. The greatest proportion were educational institutions, including Migrant Education Programs, University of Florida, and Marion and Levy County school districts. By organization type, 57% were non-profit and 43% were governmental agencies. A majority of partner respondents reported collaborating with RWHP for 5 years or more.

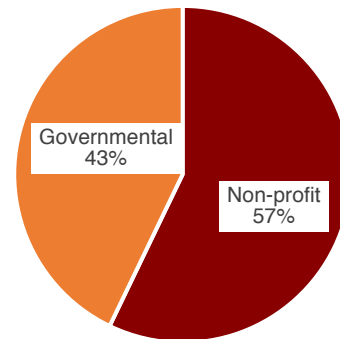
Sector of Partner Respondents



Number of Years of Partnership



Organization Type of Partner Respondents



RWHP Strengths and Areas of Improvement

"[RWHP] understands the community, [they] know how to work with, rather than for or on behalf of others. They involve the community in first learning and then in training others, which gives them a sense of pride and ownership, helping them become positive contributors of change." -Partner respondent

RWHP Strengths

- Fulfilling a gap in services, resources, and information for immigrants and Spanish speakers
- Reaching those most vulnerable
- Offering valuable insights and expertise on community needs
- Raising awareness on important health justice issues through advocacy

Recommended Areas of RWHP Improvement

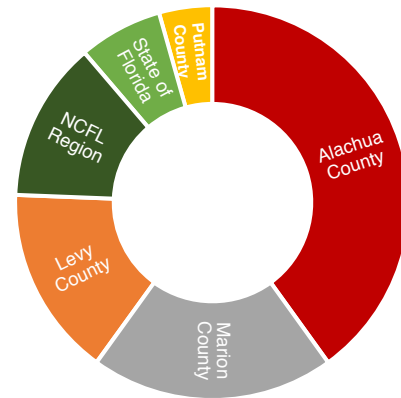
- Capacity building and funding to expand programs
- Marketing and promotion of the wide-range of services and programs offered
- Increased social media presence
- Regular dissemination of materials and information to all partners

Reach of Partnerships

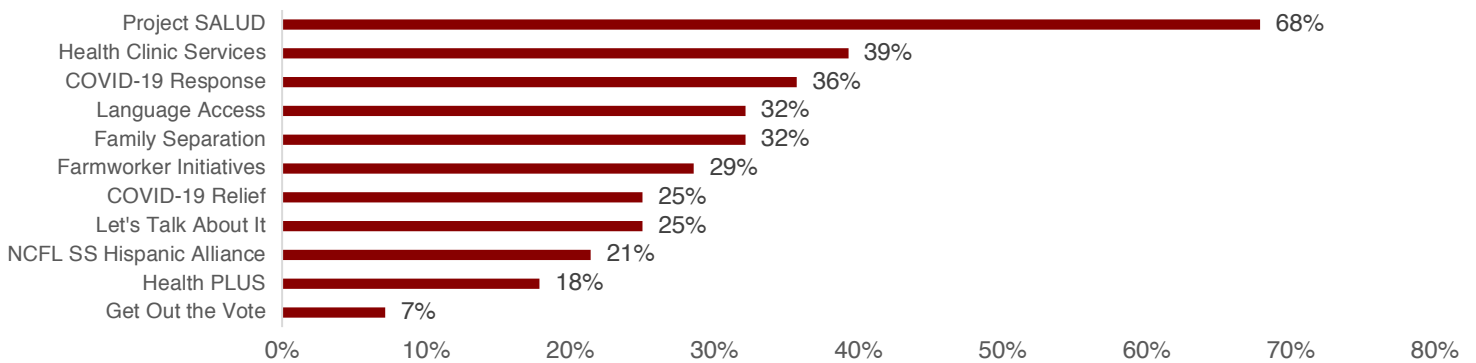
RWHP partnerships span the North Central Florida Region and the broader State of Florida, reaching an estimated 2,050 community members. The greatest proportion of partner respondents indicated Alachua County is where they collaborate with RWHP.

More than 70% of partner respondents collaborate with more than one RWHP program. Project SALUD was the most frequently reported program. During the pandemic, the RWHP added COVID-19 response and relief programs. These were utilized by more than a quarter of partner respondents.

Areas Served by Partnership



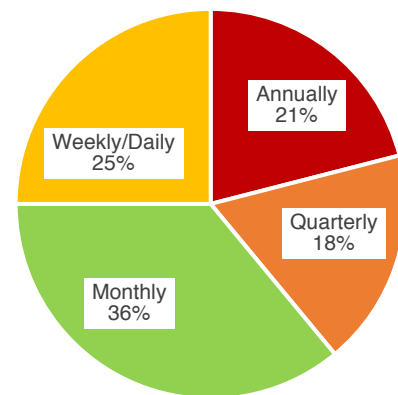
Percent of Collaborations by RWHP Program



A majority of partner respondents indicated they utilize RWHP services monthly or more frequently, such as on a weekly or daily basis.

More than 80% of partner respondents were either satisfied or very satisfied with RWHP services, including the consistency, effectiveness, timeliness, and professionalism of services. Partners described the benefits of collaborating with RWHP as a connection to the community, access to timely resources and reliable information, and a broad array of technical support or expertise for medical and social service providers, community members, researchers, community health workers, and students.

Frequency of Service Utilization



Partner Satisfaction with RWHP Services

